

Roy Water Conservancy District

5440 Freeway Park Drive
Riverdale, UT 84405

AGENDA

Monthly Board of Trustees' Meeting
June 14, 2023
5:00 P.M.

- 5:00 p.m.
- I. CALL TO ORDER** Chair Ohlin

 - II. PLEDGE OF ALLEGIANCE** Chad Zito

 - III. APPROVAL OF MINUTES**
 - A. Approval of May 2023 Board Meeting Minutes MOTION
 - B. Approval of Public Hearing Minutes for Increasing Contract Water Assessments MOTION
 - C. Approval of Public Hearing Minutes for the Allotment of Water MOTION
 - D. Approval of Public Hearing Minutes for Levying Contract Assessments MOTION

 - IV. BUSINESS**
 - A. Public Comments
 - B. Consideration of 2022 Audit Report by Child Richards CPAs and Advisors MOTION
 - C. Consideration of Final Payment for 2400 West 4200 South Main Line Replacement Project MOTION
 - D. Consideration of Progress Payment for Secondary Water Metering Project Phase 4 MOTION
 - E. Consideration of Sand Ridge Constructors Agreement MOTION
 - F. Consideration of 2023 Certified Tax Rate MOTION

 - V. REPORTS FROM MANAGER AND TRUSTEES**
 - A. Report of GFOA Annual May 21-24, 2023
 - B. Summer BBQ
 - C. Manager & Trustees Reports
 - D. Review of Monthly Bank Statements and Cancelled Checks Gary Newman

 - VI. APPROVAL OF FINANCIAL REPORTS**
 - A. Monthly Financial Report MOTION

 - VII. APPROVAL OF CHECKS**
 - A. Current Checks MOTION

 - VIII. ADJOURNMENT** MOTION

MEMORANDUM

TO: Board of Trustees

FROM: Rodney Banks, Manager

DATE: June 9, 2023

SUBJECT: **IV.B. Consideration of 2022 Audit Report by Child Richards CPAs and Advisors**

Child Richards CPAs and Advisors will present the 2022 audit report, financial statements, and any findings to the board of trustees for consideration.

A suggested motion would be, “I move that we accept the 2022 audit report by Child Richards CPAs and Advisors.”

**ROY WATER CONSERVANCY DISTRICT
BASIC FINANCIAL STATEMENTS
WITH INDEPENDENT AUDITOR'S REPORTS
YEAR ENDED DECEMBER 31, 2022**

**ROY WATER CONSERVANCY DISTRICT
YEAR ENDED DECEMBER 31, 2022
TABLE OF CONTENTS**

	<u>Page</u>
Independent Auditor’s Report	1-2
Management’s Discussion & Analysis	3-7
Basic Financial Statements:	
Statement of Net Position	8-9
Statement of Revenues, Expenses, and Changes in Fund Net Position.....	10-11
Statement of Cash Flows	12-13
Notes to Basic Financial Statements	14-31
 <u>REQUIRED SUPPLEMENTARY INFORMATION</u>	
Schedule of the Proportionate Share of the Net Pension Liability	32-33
Schedule of Contributions	34
Notes to the Required Supplementary Information	35
 <u>AUDITOR’S REPORTS:</u>	
Independent Auditor’s Report on Internal Control over Financial Reporting and on Compliance and Other Matters Based on an Audit of Financial Statements Performed In Accordance with <i>Government Auditing Standards</i>	36-37
Independent Auditor’s Report in Accordance With the <i>State Compliance Audit Guide</i> on Compliance with General State Compliance Requirements and Internal Control over Compliance.....	38-39



INDEPENDENT AUDITOR'S REPORT

To the Board of Directors and Management of
Roy Water Conservancy District
5540 South Freeway Park Drive
Riverdale, UT 84405

Report on the Audit of the Financial Statements

Opinions

We have audited the accompanying financial statements of the business-type activities of Roy Water Conservancy District, as of and for the year ended December 31, 2022 and the related notes to the financial statements, which collectively comprise Roy Water Conservancy District's basic financial statements as listed in the table of contents.

In our opinion, the financial statements referred to above present fairly, in all material respects, the respective financial position of the business-type activities of Roy Water Conservancy District, as of December 31, 2022 and the respective changes in financial position, and, where applicable, cash flows thereof for the year then ended in accordance with accounting principles generally accepted in the United States of America.

Basis for Opinions

We conducted our audit in accordance with auditing standards generally accepted in the United States of America and the standards applicable to financial audits contained in Government Auditing Standards, issued by the Comptroller General of the United States. Our responsibilities under those standards are further described in the Auditor's Responsibilities for the Audit of the Financial Statements section of our report. We are required to be independent of Roy Water Conservancy District and to meet our other ethical responsibilities, in accordance with the relevant ethical requirements relating to our audit. We believe that the audit evidence we have obtained is sufficient and appropriate to provide a basis for our audit opinions.

Responsibilities of Management for the Financial Statements

Management is responsible for the preparation and fair presentation of the financial statements in accordance with accounting principles generally accepted in the United States of America, and for the design, implementation, and maintenance of internal control relevant to the preparation and fair presentation of financial statements that are free from material misstatement, whether due to fraud or error.

In preparing the financial statements, management is required to evaluate whether there are conditions or events, considered in the aggregate, that raise substantial doubt about the Roy Water Conservancy District's ability to continue as a going concern for twelve months beyond the financial statement date, including any currently known information that may raise substantial doubt shortly thereafter.

Auditor's Responsibilities for the Audit of the Financial Statements

Our objectives are to obtain reasonable assurance about whether the financial statements as a whole are free from material misstatement, whether due to fraud or error, and to issue an auditor's report that includes our opinions. Reasonable assurance is a high level of assurance but is not absolute assurance and therefore is not a guarantee that an audit conducted in accordance with generally accepted auditing standards and *Government Auditing Standards* will always detect a material misstatement when it exists. The risk of not detecting a material misstatement resulting from fraud is higher than for one resulting from error, as fraud may involve collusion, forgery, intentional omissions, misrepresentations, or the override of internal control. Misstatements are

considered material if there is a substantial likelihood that, individually or in the aggregate, they would influence the judgment made by a reasonable user based on the financial statements.

In performing an audit in accordance with generally accepted auditing standards and *Government Auditing Standards*, we:

- Exercise professional judgment and maintain professional skepticism throughout the audit.
- Identify and assess the risks of material misstatement of the financial statements, whether due to fraud or error, and design and perform audit procedures responsive to those risks. Such procedures include examining, on a test basis, evidence regarding the amounts and disclosures in the financial statements.
- Obtain an understanding of internal control relevant to the audit in order to design audit procedures that are appropriate in the circumstances, but not for the purpose of expressing an opinion on the effectiveness of Roy Water Conservancy District's internal control. Accordingly, no such opinion is expressed.
- Evaluate the appropriateness of accounting policies used and the reasonableness of significant accounting estimates made by management, as well as evaluate the overall presentation of the financial statements.
- Conclude whether, in our judgment, there are conditions or events, considered in the aggregate, that raise substantial doubt about the Roy Water Conservancy District's ability to continue as a going concern for a reasonable period of time.

We are required to communicate with those charged with governance regarding, among other matters, the planned scope and timing of the audit, significant audit findings, and certain internal control-related matters that we identified during the audit.

Required Supplementary Information

Accounting principles generally accepted in the United States of America require that the management's discussion and analysis, the schedule of the proportionate share of the net pension liability, the schedule of contributions, and the notes to the required supplementary information on pages 3-7 and 32-35 be presented to supplement the basic financial statements. Such information is the responsibility of management and, although not a part of the basic financial statements, is required by the Governmental Accounting Standards Board who considers it to be an essential part of financial reporting for placing the basic financial statements in an appropriate operational, economic, or historical context. We have applied certain limited procedures to the required supplementary information in accordance with auditing standards generally accepted in the United States of America, which consisted of inquiries of management about the methods of preparing the information and comparing the information for consistency with management's responses to our inquiries, the basic financial statements, and other knowledge we obtained during our audit of the basic financial statements. We do not express an opinion or provide any assurance on the information because the limited procedures do not provide us with sufficient evidence to express an opinion or provide any assurance.

Other Reporting Required by Government Auditing Standards

In accordance with *Government Auditing Standards*, we have also issued our report dated June 8, 2023 on our consideration of the Roy Water Conservancy District's internal control over financial reporting and on our tests of its compliance with certain provisions of law s, regulations, contracts, and grant agreements and other matters. The purpose of that report is solely to describe the scope of our testing of internal control over financial reporting and compliance and the results of that testing, and not to provide an opinion on the effectiveness of Roy Water Conservancy District's internal control over financial reporting or on compliance. That report is an integral part of an audit performed in accordance with *Government Auditing Standards* in considering Roy Water Conservancy District's internal control over financial reporting and compliance.

Child Richards CPAs & Advisors

Ogden, Utah
June 8, 2023

MANAGEMENT'S DISCUSSION & ANALYSIS

**ROY WATER CONSERVANCY DISTRICT
MANAGEMENT’S DISCUSSION AND ANALYSIS
Fiscal Year Ending December 31, 2022**

This section of the Roy Water Conservancy District (the “District”) annual financial report presents our discussion and analysis of the financial performance of the District during the calendar year 2022. This discussion has been prepared by District management along with the financial statements and related footnote disclosures and should be read in conjunction with, and is qualified in its entirety by the financial statements and footnotes.

USING THE ANNUAL REPORT

This annual report consists of a series of financial statements, prepared in accordance with the Governmental Accounting Standards Board Statement No. 34 (“GASB 34”), *Basic Financial Statements and Management’s Discussion and Analysis*.

One of the most important questions asked is whether the District as a whole is better or worse off as a result of the year’s activities. The key to understanding this question is the Statement of Net Position, the Statement of Revenues, Expenses, and Changes in Fund Net Position, and the Statement of Cash Flows. These statements present financial information in a form similar to that used by corporations. It is prepared under the accrual basis of accounting, whereby revenues and assets are recognized when the service is provided and expenses and liabilities are recognized when others provide the service, regardless of when cash is exchanged.

The Statement of Net Position includes all assets and liabilities. The District’s net position (the difference between assets and liabilities) are one indicator of the District’s financial health. Over time, increases, or decreases in net position is one indicator of the improvement or erosion of the District’s financial health when considered with non-financial facts such as growth of the system and the condition of the facilities.

The Statement of Revenues, Expenses, and Changes in Fund Net Position presents the revenues earned and expenses incurred during the year. Activities are reported as either operating or non-operating.

The Statement of Cash Flows presents information related to cash inflows and outflows summarized by operating, non-capital financing, capital and related financing, and investing activities.

REPORTING ENTITY

The financial statements report information about the District as a whole using accounting methods similar to those used by private-sector companies.

**ROY WATER CONSERVANCY DISTRICT
MANAGEMENT'S DISCUSSION AND ANALYSIS
Fiscal Year Ending December 31, 2022**

BALANCE SHEET INFORMATION

A summarized comparison of the District's assets, liabilities and net position at December 31, 2022, and 2021 as follows:

	<u>2022</u>	<u>2021</u>
Assets:		
Cash and investments	\$ 9,549,377	\$ 6,021,477
Other assets	754,814	355,703
Capital assets	<u>15,909,861</u>	<u>13,924,911</u>
Total assets	<u>26,214,052</u>	<u>20,302,091</u>
Deferred outflows of resources	<u>168,085</u>	<u>145,524</u>
Total assets and deferred outflows of resources	<u>\$ 26,382,137</u>	<u>\$ 20,447,615</u>
Liabilities:		
Current liabilities	\$ 511,785	\$ 163,393
Noncurrent liabilities	<u>3,643,000</u>	<u>25,768</u>
Total liabilities	<u>4,154,785</u>	<u>189,161</u>
Deferred inflows of resources	<u>469,182</u>	<u>206,542</u>
Total liabilities and deferred inflows of resources	<u>4,623,967</u>	<u>395,703</u>
Net position:		
Net investment in capital assets	15,909,861	13,924,911
Restricted	124,763	129,597
Unrestricted	<u>5,723,546</u>	<u>5,997,404</u>
Total net position	<u>21,758,170</u>	<u>20,051,912</u>
Total liabilities, deferred inflows, and net position	<u>\$ 26,382,137</u>	<u>\$ 20,447,615</u>

CASH AND INVESTMENTS

The net cash provided by operating activities is \$1,625,917. Major uses of cash and investments include: District acquisition and construction of capital assets of \$1,671,965. Overall, the District's cash and investments increased by \$3,527,900. The total ending balance of cash and investments is \$9,549,377. At year end \$3,597,138 of a bond was issued but unspent.

CAPITAL ASSETS

Net capital assets at the end of 2022 and 2021 were \$15,909,861 and \$13,924,911, respectively. The District's capital assets consist of land, land easements, buildings, equipment, and the water delivery system.

**ROY WATER CONSERVANCY DISTRICT
MANAGEMENT'S DISCUSSION AND ANALYSIS
Fiscal Year Ending December 31, 2022**

CAPITAL ASSETS (CONTINUED)

The significant differences between 2022 and 2021 were the acquisition of equipment and vehicles in the amount of \$338,452, and the water system in the amount of \$2,014,005. The District did not dispose of assets this year. Depreciation expense reported a total depreciation expense in the amount of \$547,008.

A summary of the changes in capital assets is as follows:

	<u>Beginning Balance</u>	<u>Increases</u>	<u>Decreases</u>	<u>Ending Balance</u>
Capital assets, not being depreciated				
Land	\$ 46,249	\$ -	\$ -	\$ 46,249
Land easements	1,258	-	-	1,258
Construction in progress	466,868	-	(139,171)	327,697
Water stock	2,231,161	179,500	-	2,410,661
Total capital assets, not being depreciated	<u>2,745,536</u>	<u>179,500</u>	<u>(139,171)</u>	<u>2,785,865</u>
Capital assets, being depreciated				
Building	449,048	-	-	449,048
Equipment	1,358,741	-	-	1,358,741
Vehicles	-	338,452	-	338,452
Water delivery system	21,474,131	2,016,568	-	23,629,870
Total capital assets, being depreciated	<u>23,281,920</u>	<u>2,355,020</u>	<u>-</u>	<u>25,776,111</u>
Accumulated depreciation for:				
Building	(151,655)	(10,008)	-	(161,663)
Equipment	(1,021,295)	(49,549)	-	(1,070,844)
Vehicles	-	(48,350)	-	(48,350)
Water delivery system	(10,929,595)	(441,663)	-	(11,371,258)
Total accumulated depreciation	<u>(12,102,545)</u>	<u>(549,570)</u>	<u>-</u>	<u>(12,652,115)</u>
Total capital assets, being depreciated, net	<u>11,179,375</u>	<u>1,805,450</u>	<u>139,171</u>	<u>13,123,996</u>
Business-type activities capital assets, net	<u>\$ 13,924,911</u>	<u>\$ 1,984,950</u>	<u>\$ -</u>	<u>\$ 15,909,861</u>

NET POSITION

The District's total net position as of December 31, 2022 was \$21,758,170 and \$20,051,912 in 2021. Net investments in capital assets were \$15,909,861 and \$13,924,911 as of December 31, 2022 and 2021. In 2022 restricted net position totaled \$124,763, and unrestricted net position totaled \$5,723,546.

**ROY WATER CONSERVANCY DISTRICT
MANAGEMENT'S DISCUSSION AND ANALYSIS
Fiscal Year Ending December 31, 2022**

CONDENSED STATEMENT OF REVENUES, EXPENSES, AND CHANGES IN NET ASSETS

The statement of revenues, expenses, and changes in net position presents the District's result of operations. A summarized comparison of the District's revenues, expenses, and changes in net position for the years ended December 31, 2022 and 2021 are as follows:

	2022	2021
OPERATING REVENUES:		
Property taxes:	\$ 151,491	\$ 150,225
Water assessments	2,699,164	2,451,320
Other operating income	287,243	290,378
Total operating income	3,137,898	2,891,923
OPERATING EXPENSES:		
Salaries and wages	664,176	610,462
Water assessments	482,658	453,238
Personnel costs	232,501	285,472
Repairs and maintenance	57,149	109,781
Depreciation and amortization	547,008	542,431
Supplies and other operating expenses	239,009	217,003
Total operating expenses	2,222,501	2,218,387
Operating income	915,397	673,536
NONOPERATING REVENUES (EXPENSES):		
Interest income	101,367	19,318
Interest expense	(3,036)	-
Grant revenues	100,461	79,000
Contributions to other governments	-	-
Investment earnings (losses)	28,190	-
Gain on sale	-	179,974
Total nonoperating revenues (expenses)	226,982	278,292
Income (loss) before contributions	1,142,379	951,828
Contributions from developers	563,879	-
Change in net position	1,706,258	951,828
TOTAL NET POSITION, BEGINNING OF YEAR	20,051,912	19,100,084
TOTAL NET POSITION, END OF YEAR	\$ 21,758,170	\$ 20,051,912

**ROY WATER CONSERVANCY DISTRICT
MANAGEMENT'S DISCUSSION AND ANALYSIS
Fiscal Year Ending December 31, 2022**

CONDENSED STATEMENT OF REVENUES, EXPENSES, AND CHANGES IN NET POSITION

Operating revenues of the District increased by \$245,975 or 8.5%, this increase is mostly due to an increase in water assessments in the amount of \$247,844, and an increase in West Haven service in the amount of \$9,559.

The District had operating income of \$915,397 for 2022; up from 2021's operating income of \$673,536. The main changes in revenues and expenses, in relation to operating income, are as follows:

1. A increase in water assessments of \$247,844
2. A decrease to repairs and maintenance of \$52,632.

The total nonoperating revenues decreased due to the District not selling any assets this year.

FINANCIAL CONTACT

The District's financial statements are designed to present users (citizens, taxpayers, customers, investors, and creditors) with a general overview of the District's finances and to demonstrate the District's accountability. If you have questions about the report or need additional financial information, please contact the District's Manager at 5440 South Freeway Park Drive, Riverdale, Utah 84405.

BASIC FINANCIAL STATEMENTS

ROY WATER CONSERVANCY DISTRICT
STATEMENT OF NET POSITION
AS OF DECEMBER 31, 2022

	<u>2022</u>	<u>2021</u> <u>Comparative Only</u>
ASSETS:		
Current assets:		
Cash	\$ 831,080	\$ 1,111,443
Cash - savings	4,352,199	4,780,437
Accounts receivable	26,209	851
Lease receivable- current	31,905	-
Prepaid expense	12,701	13,578
Inventory, at cost	107,264	107,391
Tax assessments receivable	239,195	233,883
Total current assets	<u>5,600,553</u>	<u>6,247,583</u>
Noncurrent assets:		
Restricted cash	4,366,098	129,597
Net pension asset	290,836	-
Lease receivable- noncurrent	46,704	-
Capital assets:		
Construction in progress	327,697	466,868
Land	46,249	46,249
Land easements	1,258	1,258
Water shares	2,410,661	2,231,161
Net depreciable capital assets	<u>13,123,996</u>	<u>11,179,375</u>
Total noncurrent assets	<u>20,613,499</u>	<u>14,054,508</u>
Total assets	<u>26,214,052</u>	<u>20,302,091</u>
Deferred outflow of resources - pensions	<u>168,085</u>	<u>145,524</u>
Total assets and deferred outflows of resources	<u><u>\$ 26,382,137</u></u>	<u><u>\$ 20,447,615</u></u>

The notes to the financial statements are an integral part of this statement.

(Continued)

ROY WATER CONSERVANCY DISTRICT
STATEMENT OF NET POSITION (continued)
AS OF DECEMBER 31, 2022

	<u>2022</u>	<u>2021</u> <u>Comparative Only</u>
LIABILITIES:		
Current liabilities:		
Accrued wages & payroll taxes	\$ 47,094	\$ 38,332
Accounts payable	365,856	40,364
Interest payable	3,036	-
Noncurrent liabilities due in one year	95,799	84,697
Total current liabilities	<u>511,785</u>	<u>163,393</u>
Noncurrent liabilities - due in more than one year:		
Water revenue bond	3,643,000	-
Net pension liability	-	25,768
Total noncurrent liabilities	<u>3,643,000</u>	<u>25,768</u>
Total liabilities	<u>4,154,785</u>	<u>189,161</u>
Deferred inflows of resources:		
Unavailable revenue - leases	75,734	15,015
Related to pensions	393,448	191,527
Total deferred inflows of resources	<u>469,182</u>	<u>206,542</u>
Total liabilities and deferred inflows	<u>4,623,967</u>	<u>395,703</u>
NET POSITION:		
Net investment in capital assets	15,909,861	13,924,911
Restricted:		
Impact fees	124,763	129,597
Unrestricted	5,723,546	5,997,404
Total net position	<u>21,758,170</u>	<u>20,051,912</u>
Total liabilities, deferred inflows of resources, and net position	<u><u>\$ 26,382,137</u></u>	<u><u>\$ 20,447,615</u></u>

The notes to the financial statements are an integral part of this statement.

**ROY WATER CONSERVANCY DISTRICT
STATEMENT OF REVENUES, EXPENSES
AND CHANGES IN FUND NET POSITION
FOR THE YEAR ENDED DECEMBER 31, 2022**

	<u>2022</u>	<u>2021 Comparative Only</u>
OPERATING REVENUES:		
Property taxes:		
Current	\$ 139,497	\$ 134,608
Delinquent	2,031	1,511
Motor vehicle	9,963	12,185
RDA tax	-	1,921
Water assessments	2,699,164	2,451,320
West Haven service	242,689	233,130
Lease income	39,716	55,494
Surplus water sales	4,838	1,157
Miscellaneous	-	597
	<u>3,137,898</u>	<u>2,891,923</u>
OPERATING EXPENSES:		
Salaries and wages	664,176	610,462
Water assessments	482,658	453,238
Professional fees	81,926	52,397
Board of directors	17,990	18,167
Conventions and workshops	13,089	12,951
Employee benefits and payroll taxes	201,422	254,354
Repairs and maintenance	57,149	109,781
Auto and truck	21,958	18,958
Supplies, printing and advertising	56,577	65,188
Depreciation	547,008	542,431
Insurance	29,310	25,547
Telephone and utilities	49,238	54,913
	<u>2,222,501</u>	<u>2,218,387</u>
Total operating expenses		
Operating income (loss)	<u>915,397</u>	<u>673,536</u>

The notes to the financial statements are an integral part of this statement.

(Continued)

**ROY WATER CONSERVANCY DISTRICT
STATEMENT OF REVENUES, EXPENSES
CHANGES IN FUND NET POSITION (Continued)
FOR THE YEAR ENDED DECEMBER 31, 2022**

	2022	2021 Comparative Only
NONOPERATING REVENUES (EXPENSES):		
Interest earned	101,367	19,318
Interest expense	(3,036)	-
Grant revenues	100,461	79,000
Lease income	28,190	-
Gain (loss) on sale	-	179,974
	226,982	278,292
Total nonoperating revenues (expenses)		
Income (loss) before contributions	1,142,379	951,828
Contributions from developers	563,879	-
Change in net position	1,706,258	951,828
TOTAL NET POSITION, BEGINNING OF YEAR	20,051,912	19,100,084
TOTAL NET POSITION, END OF YEAR	\$ 21,758,170	\$ 20,051,912

The notes to the financial statements are an integral part of this statement.

**ROY WATER CONSERVANCY DISTRICT
STATEMENT OF CASH FLOWS
FOR THE YEAR ENDED DECEMBER 31, 2022**

	<u>2022</u>	<u>2021 Comparative Only</u>
CASH FLOWS FROM OPERATING ACTIVITIES:		
Cash received from customers	\$ 3,092,374	\$ 2,839,731
Cash payments to suppliers	(776,352)	(833,822)
Cash payments to employees	(1,000,968)	(937,642)
Net cash provided by operating activities	<u>1,315,054</u>	<u>1,068,267</u>
CASH FLOWS FROM CAPITAL AND RELATED FINANCING ACTIVITIES:		
Acquisition and construction of capital assets	(1,657,136)	(1,287,405)
Proceeds from sale of capital assets	-	375,500
Proceeds from bonds issued	3,643,000	
Principal payments on revenue bonds payable	-	-
Interest payments on revenue bonds payable	(3,036)	-
Net cash used by capital and related financing activities	<u>1,982,828</u>	<u>(911,905)</u>
CASH FLOWS FROM INVESTING ACTIVITIES:		
Proceeds from (purchase of) investments	28,190	-
Grant proceeds	100,461	79,000
Interest earnings	101,367	19,318
Net cash provided by investing activities	<u>230,018</u>	<u>98,318</u>
Net increase (decrease) in cash and cash equivalents	3,527,900	254,680
Cash and cash equivalents - beginning of year	<u>6,021,477</u>	<u>5,766,797</u>
Cash and cash equivalents - end of year	<u>\$ 9,549,377</u>	<u>\$ 6,021,477</u>

The notes to the financial statements are an integral part of this statement.

(Continued)

ROY WATER CONSERVANCY DISTRICT
STATEMENT OF CASH FLOWS
(Continued)
FOR THE YEAR ENDED DECEMBER 31, 2022

	<u>2022</u>	<u>2021</u> <u>Comparative Only</u>
Reconciliation of operating income (loss) to net cash provided by operating activities:		
Operating income (loss)	\$ 915,397	\$ 673,536
Reconciling adjustments:		
Depreciation	547,008	542,431
(Increase) decrease in tax assessment receivable	(5,312)	(53,161)
(Increase) decrease in accounts receivable	(25,358)	1,443
(Increase) decrease in lease receivable	(78,609)	
(Increase) decrease in prepaid expense	877	7,189
(Increase) decrease in inventory	127	(53,083)
Increase (decrease) in payroll taxes payable	8,762	2,776
Increase (decrease) in accounts payable	325,492	5,045
Change in capital related accounts payable	(310,943)	-
Increase (decrease) in interest payable	3,036	5,045
Increase (decrease) in net pension liability	(137,244)	(62,356)
Increase (decrease) in unavailable revenue	60,719	(474)
Increase (decrease) in accrued annual leave	11,102	4,921
Total adjustments	<u>399,657</u>	<u>399,776</u>
Net cash provided by operating activities	<u>\$ 1,315,054</u>	<u>\$ 1,073,312</u>
Noncash capital and related financing activities:		
Capital contributions	\$ 563,879	\$ -

The notes to the financial statements are an integral part of this statement.

**NOTES TO
BASIC FINANCIAL STATEMENTS**

ROY WATER CONSERVANCY DISTRICT
NOTES TO BASIC FINANCIAL STATEMENTS
DECEMBER 31, 2022

1. SUMMARY OF SIGNIFICANT ACCOUNTING POLICIES

Reporting Entity

The Roy Water Conservancy District began operations in 1974. The District provides secondary water to residents in the Roy, Utah area. In defining the government, for financial reporting purposes, management has considered all potential component units. The decision to include a potential component unit in the reporting entity was made by applying the criteria set forth by the Governmental Accounting Standards board (GASB). Under GASB-61 (The Financial Reporting Entity) the financial reporting entity consists of the primary government. The District has no component units.

The District's financial statements are prepared in accordance with generally accepted accounting principles (GAAP) The Governmental Accounting Standards Board (GASB) is responsible for establishing GAAP for state and local governments through its pronouncements (Statements and Interpretations).

The District has adopted GASB statement No. 62, *Codification of Accounting and Financial Reporting Guidance*. Accordingly, the District has elected to apply all applicable GASB pronouncements and codified accounting standards issued by GASB.

The District has the following fund type:

Proprietary funds are accounted for on the flow of economic resources measurement focus and use the accrual basis of accounting. Under this method, revenues are recorded when earned and expenses are recorded at the time liabilities are incurred.

Enterprise Funds are required to account for operations for which a fee is charged to external users for goods or services and the activity (a) is financed with debt that is solely secured by a pledge of the net revenues, (b) has third party requirements that the cost of providing services, including capital costs, be recovered with fees and charges or (c) establishes fees and charges based on a pricing policy designed to recover similar costs.

Measurement Focus and Basis of Accounting

The accounts of Roy Water Conservancy District are organized and operated on the basis of funds. A fund is an independent fiscal and accounting entity with a self-balancing set of accounts. Fund accounting segregates funds according to their intended purpose and is used to aid management in demonstrating compliance with finance-related legal and contractual provisions. The minimum number of funds are maintained consistent with legal and managerial requirements.

Accrual:

The government's financial statements are presented on the full accrual basis of accounting. Revenues are recognized when earned and expenses are recognized when incurred.

Cash & Cash Equivalents and Investments

Cash and cash equivalents are generally considered short-term, highly liquid investments with a maturity of three months or less from the purchase date.

Investments are recorded at fair value in accordance with GASB Statement No. 72, *Fair Value Measurement and Application*. Accordingly, the change in fair value of investments is recognized as an increase or decrease to investment assets and investment income.

**ROY WATER CONSERVANCY DISTRICT
NOTES TO BASIC FINANCIAL STATEMENTS
DECEMBER 31, 2022**

1. SUMMARY OF SIGNIFICANT ACCOUNTING POLICIES (CONTINUED)

Assets, Liabilities and Equity

Receivables and Payables

Property taxes are recognized when they are measurable and available. Property taxes attach as an enforceable lien on property as of January 1. Taxes are levied on June 15 and are due on November 30.

Inventories and Prepaid Items

Inventories are valued at cost using the first-in/first-out (FIFO) method.

Certain payments to vendors reflect costs applicable to future accounting periods and are recorded as prepaid items.

Capital Assets

Capital assets are defined by the government as assets with an initial, individual cost of more than \$5,000 (amount not rounded) and an estimated useful life in excess of two years. All purchased capital assets are valued at cost where historical records are available and at an estimated historical cost where no historical records exist. Donated capital assets are recorded at their estimated fair market value at the date of donation.

The cost of normal maintenance and repairs that do not add to the value of the asset or materially extend assets' lives are not capitalized. Improvements are capitalized and depreciated over the remaining useful lives of the related capital assets, as applicable.

Major outlays for capital assets and improvements are capitalized as projects are constructed. Interest incurred during the construction phase of proprietary fund capital assets is reflected in the capitalized value of the asset constructed, net of interest earned on the invested proceeds over the same period.

Property, plant and equipment are depreciated using the straight-line method over the following estimated useful lives:

<u>Assets</u>	<u>Years</u>
Buildings	50
Water System	50
Vehicles	5
Equipment	7

Accrued Annual Leave

The District accrues accumulated unpaid vacation when earned (or estimated to be earned) by the employee. All accrued annual leave is assumed to be a current liability.

Long-term Liabilities

The District reports long-term liabilities at face value on the balance sheet. Bond premiums and discounts are deferred and amortized over the life of the bonds using the effective interest method. Bonds payable are reported net of the applicable bond premium or discount. Issuance costs are reported as expenses in the year incurred.

**ROY WATER CONSERVANCY DISTRICT
NOTES TO BASIC FINANCIAL STATEMENTS
DECEMBER 31, 2022**

1. SUMMARY OF SIGNIFICANT ACCOUNTING POLICIES (CONTINUED)

Pensions

For purposes of measuring the net pension liability, deferred outflows of resources and deferred inflows of resources related to pensions, and pension expense, information about the fiduciary net position of the Utah Retirement Systems Pension Plan (URS) and additions to/deductions from URS's fiduciary net position have been determined on the same basis as they are reported by URS. For this purpose, benefit payments (including refunds of employee contributions) are recognized when due and payable in accordance with the benefit terms. Investments are reported at fair value.

Deferred Outflows of Resources

In addition to assets, the statement of financial position will sometimes report a separate section for deferred outflows of resources. This separate financial statement element, deferred outflows of resources, represents a consumption of net position or fund balance that applies to a future period(s) and thus, will not be recognized as an outflow of resources (expense/expenditure) until then. The District has only one item that qualifies for reporting in this category. It is the deferred contributions and differences between projected and actual earnings on its pension plan assets.

Deferred Inflows of Resources

In addition to liabilities, the statement of net position reports a separate section for deferred inflows of resources. This separate financial statement element, deferred inflows of resources, represents an acquisition of net position that applies to future period(s) and so will not be recognized as an inflow of resources (revenue) until that time. The District has only one type of item reported under this category. The District participates in the Utah Retirement Systems and has deferred inflows of resources associated with differences between expected and actual experience and changes in assumptions.

Equity

Equity is classified as net position and displayed in three components:

- a. Net investment in capital assets – Consists of capital assets, net of accumulated depreciation and reduced by the outstanding balances of any bonds, mortgages, notes, or other borrowings that are attributable to the acquisition, construction, or improvement of those assets.
- b. Restricted net position – Consists of net position with constraints placed on the use either by (1) external groups such as creditors, grantors, contributors, or laws or regulations of other governments; or (2) law through constitutional provisions or enabling legislation.
- c. Unrestricted net position – All other net position that do not meet the definition of “restricted” or “net investment in capital assets.”

It is the District's policy to first apply restricted resources before applying unrestricted resources when an expense is incurred for purposes by which both restricted and unrestricted net position are available. The District only uses the restricted net position for their specified purposes of debt service and capital improvements.

**ROY WATER CONSERVANCY DISTRICT
NOTES TO BASIC FINANCIAL STATEMENTS
DECEMBER 31, 2022**

1. SUMMARY OF SIGNIFICANT ACCOUNTING POLICIES (CONTINUED)

Operating Revenues and Expenses

Operating revenues and expenses consist of those revenues that result from the ongoing principal operations of the District. Operating revenues consist of charges for services including property taxes assessed for those services. Nonoperating revenues and expenses consist of those revenues and expenses that are related to financing and investing type activities and result from nonexchange transactions or ancillary activities.

Budget Information

Annual budgets are prepared and adopted in accordance with the "Uniform Fiscal Procedures Act" by the Roy Water Conservancy District on or before December 31st for the following fiscal year, which begins on January 1. Budgets may be increased by resolution of the Board of Trustees at any time during the year.

The District adheres to the following procedures in establishing the budgetary data reflected in the financial statements:

1. On or before the first regular scheduled meeting in November, the Manager submits to the Board of Trustees a proposed operating budget for the fiscal year commencing the following January 1. The operating budget includes proposed expenditures and the means of financing them.
2. Prior to the formal adoption of the budget the Board of Trustees will hold budget workshop meetings, which are open to the public.
3. Prior to budget adoption the Board of Trustees sets a date for a public budget hearing at which time taxpayers' comments are heard. Copies of the proposed budget are made available for public inspection 10 days prior to the budget hearing. At the conclusion of the budget hearing the budget, as amended, is legally enacted through passage of a resolution.
4. Formal budgetary integration is employed as a management control device during the year for the Government Funds.
5. Budgets for the District are adopted on a basis consistent with Generally Accepted Accounting Principles (GAAP). Budgeted amounts are as originally adopted, or as amended by the Board of Trustees during the current fiscal year.
6. Unencumbered budget appropriations lapse at the end of the fiscal year.

2. DEPOSITS AND INVESTMENTS

Cash includes amounts in demand deposits as well as time deposits. Investments are stated at cost or amortized cost, which approximates fair value. Deposits are not collateralized nor are they required to be by State statute.

The District follows the requirements of the Utah Money Management Act (*Utah Code*, Section 51, Chapter 7) in handling its depository and investment transactions. This Act requires the depositing of District funds in a "qualified depository".

**ROY WATER CONSERVANCY DISTRICT
NOTES TO BASIC FINANCIAL STATEMENTS
DECEMBER 31, 2022**

2. DEPOSITS AND INVESTMENTS (CONTINUED)

The Act defines a “qualified depository” as any financial institution whose deposits are insured by an agency of the Federal government and which has been certified by the State Commissioner of Financial Institutions as meeting the requirements of the Act and adhering to the rules of the Utah Money Management Council.

Deposits

Custodial Credit Risk

Custodial credit risk is the risk that, in the event of a bank failure, the District deposits may not be returned to it. The District does not have a formal deposit policy for custodial credit risk. As of December 31, 2022, \$628,156 of the District’s bank balances of \$878,156 was uninsured and uncollateralized.

Investments

The State of Utah Money Management Council has the responsibility to advise the State Treasurer about investment policies, promote measures and rules that will assist in strengthening the banking and credit structure of the state, and review the rules adopted under the authority of the State of Utah Money Management Act that relate to the deposit and investment of public funds.

The District follows the requirements of the Utah Money Management Act (*Utah Code*, Title 51, Chapter 7) in handling its depository and investment transactions. The Act requires the depositing of District funds in a qualified depository. The Act defines a qualified depository as any financial institution whose deposits are insured by an agency of the Federal Government and which has been certified by the State Commissioner of Financial Institutions as meeting the requirements of the Act and adhering to the rules of the Utah Money Management Council.

The Money Management Act defines the types of securities authorized as appropriate investments for the District and the conditions for making investment transactions. Investment transactions may be conducted only through qualified depositories, certified dealers, or directly with issuers of the investment securities.

Statutes authorize the District to invest in negotiable or nonnegotiable deposits of qualified depositories and permitted negotiable depositories; repurchase and reverse repurchase agreements; commercial paper that is classified as “first tier” by two nationally recognized statistical rating organizations; bankers’ acceptances; obligations of the United States Treasury including bills, notes, and bonds; obligations, other than mortgage derivative products, issued by U.S. government sponsored enterprises (U.S. Agencies) such as the Federal Home Loan Bank System, Federal Home Loan Mortgage Corporation (Freddie Mac), and Federal National Mortgage Association (Fannie Mae); bonds, notes, and other evidence of indebtedness of political subdivisions of the State; fixed rate corporate obligations and variable rate securities rated “A” or higher, or the equivalent of “A” or higher, by two nationally recognized statistical rating organizations; shares or certificates in a money market mutual fund as defined in the Money Management Act; and the Utah State Public Treasurers’ Investment Fund.

The Utah State Treasurer’s Office operates the Public Treasurers’ Investment Fund (PTIF). The PTIF is available for investment of funds administered by any Utah public treasurer and is not registered with the SEC as an investment company. The PTIF is authorized and regulated by the Money Management Act (*Utah Code*, Title 51, Chapter 7). The Act established the Money Management Council which oversees the activities of the State Treasurer and the PTIF and details the types of authorized investments. Deposits in the PTIF are not insured or otherwise guaranteed by the State of Utah, and participants share proportionally in any realized gains or losses on investments.

**ROY WATER CONSERVANCY DISTRICT
NOTES TO BASIC FINANCIAL STATEMENTS
DECEMBER 31, 2022**

2. DEPOSITS AND INVESTMENTS (CONTINUED)

Investments (continued)

The PTIF operates and reports to participants on an amortized cost basis. The income, gains, and losses of the PTIF, net of administration fees, are allocated based upon the participant's average daily balance. The fair value of the PTIF investment pool is approximately equal to the value of the pool shares.

Fair Value of Investments

The District measures and records its investments using fair value measurement guidelines established by generally accepted accounting principles. These guidelines recognize a three-tiered fair value hierarchy, as follows:

- *Level 1:* Quoted prices for identical investments in active markets;
- *Level 2:* Observable inputs other than quoted market prices; and,
- *Level 3:* Unobservable inputs.

At December 31, 2022, the District had the following recurring fair value measurements.

	Fair Value Measurements Using			
	Total	Level 1	Level 2	Level 3
Investments by fair value level				
Debt securities:				
Utah Public Treasurer's Investment Fund	\$ 8,718,297	\$ -	\$ 8,718,297	\$ -
Total debt securities	\$ 8,718,297	\$ -	\$ 8,718,297	\$ -

Debt and equity securities classified in Level 1 are valued using prices quoted in active markets for those securities. Debt and equity securities classified in Level 2 are valued using the following approaches:

- U.S. Treasuries, U.S. Agencies, and Commercial Paper: quoted prices for identical securities in markets that are not active;
- Corporate and Municipal Bonds: quoted prices for similar securities in active markets;
- Money Market, Bond, and Equity Mutual Funds: published fair value per share (unit) for each fund;
- Utah Public Treasurers' Investment Fund: application of the December 31, 2022 fair value factor, as calculated by the Utah State Treasurer, to the District's average daily balance in the Fund.

Interest Rate Risk

Interest rate risk is the risk that changes in interest rates will adversely affect the fair value of an investment. The District's policy for managing its exposure to fair value loss arising from increasing interest rates is to comply with the State's Money Management Act. Section 51-7-11 of the Money Management Act requires that the remaining term to maturity of investments may not exceed the period of availability of the funds to be invested. The Act further limits the remaining term to maturity on all investments in commercial paper, bankers' acceptances, fixed rate negotiable deposits, and fixed rate corporate obligations to 270 days - 15 months or less. The Act further limits the remaining term to maturity on all investments in obligations of the United States Treasury; obligations issued by U.S. government sponsored enterprises; and bonds, notes, and other evidence of indebtedness of political subdivisions of the State to 5 years. In addition, variable rate negotiable deposits and variable rate securities may not have a remaining term to final maturity exceeding 3 years.

**ROY WATER CONSERVANCY DISTRICT
NOTES TO BASIC FINANCIAL STATEMENTS
DECEMBER 31, 2022**

2. DEPOSITS AND INVESTMENTS (CONTINUED)

Investments (continued)

As of December 31, 2022, the District's investments had the following maturities:

Investment Type	Fair Value	Investment Maturities (in Years)			
		Less than 1	1-5	6-10	More than 10
PTIF Investments	8,718,297	8,718,297	-	-	-
	8,718,297	8,718,297	-	-	-

Credit Risk

Credit risk is the risk that an issuer or other counterparty to an investment will not fulfill its obligations. The District's policy for reducing its exposure to credit risk is to comply with the State's Money Management Act, as previously discussed.

At December 31, 2022 the District's investments had the following quality ratings:

Investment Type	Fair Value	Quality Ratings			
		AAA	AA	A	Unrated
PTIF Investments	8,718,297	-	-	-	8,718,297
	8,718,297	-	-	-	8,718,297

Concentration of Credit Risk

Concentration of credit risk is the risk of loss attributed to the magnitude of a government's investment in a single issuer. The District's policy for reducing this risk of loss is to comply with the Rules of the Money Management Council. Rule 17 of the Money Management Council limits investments in a single issuer of commercial paper and corporate obligations to 5-10% depending upon the total dollar amount held in the portfolio.

Custodial credit risk (investments) – For an investment, this is the risk that, in the event of the failure of the counterparty, the District will not be able to recover the value of its investments or collateral securities that are in the possession of an outside party. The District does not have a formal policy for custodial credit risk.

ROY WATER CONSERVANCY DISTRICT
NOTES TO BASIC FINANCIAL STATEMENTS
DECEMBER 31, 2022

2. DEPOSITS AND INVESTMENTS (CONTINUED)

Investments (continued)

The District's investment in the Utah Public Treasurer's Investment Fund has no custodial credit risk.

Cash on hand and on deposit:	
Cash on deposit	\$ 830,930
Petty cash	150
Investments	<u>8,718,297</u>
Total cash and investments	<u><u>\$ 9,549,377</u></u>

Cash and investments are included in the accompanying combined statement of net position as follows:

Cash	\$ 831,080
Cash - savings	4,352,199
Restricted cash	<u>4,366,098</u>
Total cash and investments	<u><u>\$ 9,549,377</u></u>

3. WATER SHARES

There were 1,515 shares of water rights in the Davis and Weber Counties Canal Company and 21.5 shares of Wilson Irrigation Company acquired at a cost of \$2,410,661 as of December 31, 2022.

**ROY WATER CONSERVANCY DISTRICT
NOTES TO BASIC FINANCIAL STATEMENTS
DECEMBER 31, 2022**

4. CAPITAL ASSETS

Capital asset activity for the year ended December 31, 2022 is as follows:

	<u>Beginning Balance</u>	<u>Increases</u>	<u>Decreases</u>	<u>Ending Balance</u>
Capital assets, not being depreciated				
Land	\$ 46,249	\$ -	\$ -	\$ 46,249
Land easements	1,258	-	-	1,258
Construction in progress	466,868	-	(139,171)	327,697
Water stock	<u>2,231,161</u>	<u>179,500</u>	<u>-</u>	<u>2,410,661</u>
Total capital assets, not being depreciated	<u>2,745,536</u>	<u>179,500</u>	<u>(139,171)</u>	<u>2,785,865</u>
Capital assets, being depreciated				
Building	449,048	-	-	449,048
Equipment & Vehicles	1,358,741	338,452	-	1,697,193
Water delivery system	<u>21,474,131</u>	<u>2,016,568</u>	<u>139,171</u>	<u>23,629,870</u>
Total capital assets, being depreciated	<u>23,281,920</u>	<u>2,355,020</u>	<u>139,171</u>	<u>25,776,111</u>
Accumulated Depreciation for:				
Building	(151,655)	(10,008)	-	(161,663)
Equipment & Vehicles	(1,021,295)	(97,899)	-	(1,119,194)
Water delivery system	<u>(10,929,595)</u>	<u>(441,663)</u>	<u>-</u>	<u>(11,371,258)</u>
Total accumulated depreciation	<u>(12,102,545)</u>	<u>(549,570)</u>	<u>-</u>	<u>(12,652,115)</u>
Total capital assets, being depreciated, net	<u>11,179,375</u>	<u>1,805,450</u>	<u>139,171</u>	<u>13,123,996</u>
Business-type activities capital assets, net	<u>\$ 13,924,911</u>	<u>\$ 1,984,950</u>	<u>\$ -</u>	<u>\$ 15,909,861</u>

5. RISK MANAGEMENT - CLAIMS AND JUDGEMENTS

The District is exposed to various risks of loss related to torts; theft of, damage to and destruction of assets; errors and omissions; and natural disasters.

The District maintains commercial insurance for all major programs. There have been no significant reductions in insurance coverage. Settlement amounts have not exceeded insurance coverage for the current year or in prior years.

**ROY WATER CONSERVANCY DISTRICT
NOTES TO BASIC FINANCIAL STATEMENTS
DECEMBER 31, 2022**

6. LONG-TERM LIABILITIES

Activity with long-term liabilities including accrued annual leave and accrued interest payable for the year ended December 31, 2022 was as follows:

	Balance December 31, 2021	Additions	Reductions	Balance December 31, 2022	Amounts Due Within One Year
Accrued Annual Leave	\$ 84,697	\$ 11,101	\$ -	\$ 95,798	\$ 95,798
Accrued Interest Payable	-	3,036	-	3,036	3,036
Net Pension Liability	25,768	-	(25,768)	-	-
Water Revenue Bond	-	3,643,000	-	3,643,000	-
	<u>\$ 110,465</u>	<u>\$ 3,657,137</u>	<u>\$ (25,768)</u>	<u>\$ 3,741,824</u>	<u>\$ 98,834</u>

Series 2022 Water Revenue Bonds

On December 1, 2022, Roy Water Conservancy District issued the Water Revenue Bonds, Series 2022. The purpose of the issuance was to finance the construction of improvements to its water system, including the installation of secondary water meters and all related improvements. The bond is a 15-year bond with principal payments on the bond are due on December 1st of each year starting in 2025. Interest payments are due on December 1st of each year starting in 2023. The bonds carry a coupon rate of 1%. The bond also requires the District to reserve \$56,600 each year for five years, or until \$283,000 has been reserved in a reserve account.

The anticipated annual requirement to amortize long-term debt and related interest as of December 31, 2022, are as follows:

Year Ended Dec 31	Principal	Interest	Total
2023	\$ -	\$ 36,430	\$ 36,430
2024	-	36,430	36,430
2025	190,000	36,430	226,430
2026	191,000	34,530	225,530
2027	193,000	32,620	225,620
2028-32	1,167,000	132,040	1,299,040
2033-37	1,345,000	68,460	1,413,460
2038-39	557,000	8,370	563,370
Total	<u>\$ 3,643,000</u>	<u>\$ 385,310</u>	<u>\$ 4,028,310</u>

7. RESTRICTED NET POSITION

Impact fees

The impact fees are restricted solely for capital improvements.

**ROY WATER CONSERVANCY DISTRICT
NOTES TO BASIC FINANCIAL STATEMENTS
DECEMBER 31, 2022**

8. RETIREMENT SYSTEM

General Information about the Pension Plan

Plan Description:

Eligible plan participants are provided with pensions through the Utah Retirement Systems. Utah Retirement Systems are comprised of the following pension trust funds:

Defined Benefit Plans

- Public Employees Noncontributory Retirement System (Noncontributory System); is a multiple employer, cost sharing, public employee retirement system.

The Tier 2 Public Employees System became effective July 1, 2011. All eligible employees beginning on or after July 1, 2011, who have no previous service credit with any of the Utah Retirement Systems, are members of the Tier 2 Retirement System.

The Utah Retirement Systems (Systems) are established and governed by the respective sections of Title 49 of the Utah Code Annotated 1953, as amended. The Systems' defined benefit plans are amended statutorily by the State Legislature. The Utah State Retirement Office Act in Title 49 provides for the administration of the Systems under the direction of the Board, whose members are appointed by the Governor. The Systems are fiduciary funds defined as pension (and other employee benefit) trust funds. URS is a component unit of the State of Utah. Title 49 of the Utah Code grants the authority to establish and amend the benefit terms. URS issues a publicly available financial report that can be obtained by writing Utah Retirement Systems, 560 E. 200 S., Salt Lake City, Utah 84102 or visiting the website: www.urs.org.

Benefits Provided:

URS provides retirement, disability, and death benefits. Retirement benefits are as follows:

Summary of Benefits by System

System	Final Average Salary	Years of service required and/or age eligible for benefit	Benefit percent per year of service	COLA**
Noncontributory System	Highest 3 years	30 years any age 25 years any age* 20 years age 60* 10 years age 62* 4 years age 65*	2.0% per year all years	Up to 4%

* with actuarial reductions

** All post-retirement cost-of-living adjustments are non-compounding and are based on the original benefit except for Judges, which is a compounding benefit. The cost-of-living adjustments are also limited to the actual Consumer Price Index (CPI) increase for the year, although unused CPI increases not met may be carried forward to subsequent years.

**ROY WATER CONSERVANCY DISTRICT
NOTES TO BASIC FINANCIAL STATEMENTS
DECEMBER 31, 2022**

8. RETIREMENT SYSTEM (CONTINUED)

Contributions:

As a condition of participation in the Systems, employers and/or employees are required to contribute certain percentages of salary and wages as authorized by statute and specified by the URS Board. Contributions are actuarially determined as an amount that, when combined with employee contributions (where applicable) is expected to finance the costs of benefits earned by employees during the year, with an additional amount to finance any unfunded actuarial accrued liability. Contribution rates as of December 31, 2022 are as follows:

Utah Retirement Systems

	Employee	Employer	Employer 401(k)
Contributory System			
111 Local Government Division - Tier 2	N/A	16.01	0.18
Noncontributory System			
15 Local Government Division - Tier 1	N/A	17.97	N/A
Tier 2 DC Only			
211 Local Government	N/A	6.19	10.00

Tier 2 rates include a statutory required contribution to finance the unfunded actuarial accrued liability of the Tier 1 plans

For fiscal year ended December 31, 2022, the employer and employee contributions to the Systems were as follows:

System	Employer Contributions	Employee Contributions
Noncontributory System	\$ 90,851	N/A
Tier 2 DC Only Systems	9,859	N/A
Total Contributions	\$ 100,709	\$ -

Contributions reported are the URS Board approved required contributions by the System. Contributions in the Tier 2 Systems are used to finance the unfunded liabilities in the Tier 1 Systems.

Combined Pension Assets, Liabilities, Expense, and Deferred Outflows of Resources and Deferred Inflows of Resources Related to Pensions

At December 31, 2022, we reported a net pension asset of \$290,836 and a net pension liability of \$0.

	(Measurement Date): December 31, 2021				
	Net Pension Asset	Net Pension Liability	Proportionate Share	Proportionate Share December 31, 2020	Change (Decrease)
Noncontributory System	\$ 290,836	\$ -	0.0507823%	0.0502347%	0.0005476%
Total Net Pension Asset/Liability	<u>\$ 290,836</u>	<u>\$ -</u>			

**ROY WATER CONSERVANCY DISTRICT
NOTES TO BASIC FINANCIAL STATEMENTS
DECEMBER 31, 2022**

8. RETIREMENT SYSTEM (CONTINUED)

The net pension asset and liability was measured as of December 31, 2021, and the total pension liability used to calculate the net pension asset and liability was determined by an actuarial valuation as of January 1, 2021 and rolled-forward using generally accepted actuarial procedures. The proportion of the net pension asset and liability is equal to the ratio of the employer's actual contributions to the Systems during the plan year over the total of all employer contributions to the System during the plan year.

For the year ended December 31, 2022, we recognized pension expense of \$36,648.

At December 31, 2022, we reported deferred outflows of resources and deferred inflows of resources related to pensions from the following sources:

	Deferred Outflows of Resources	Deferred Inflows of Resources
Differences between expected and actual experience	\$ 30,462	\$ -
Changes in assumptions	27,296	1,877
Net difference between projected and actual earnings on pension plan investments	-	391,571
Changes in proportion and differences between contributions and proportionate share of contributions	9,617	-
Contributions subsequent to the measurement date	100,709	-
Total	\$ 168,085	\$ 393,448

\$100,709 reported as deferred outflows of resources related to pensions results from contributions made by us prior to our fiscal year end, but subsequent to the measurement date of December 31, 2021.

These contributions will be recognized as a reduction of the net pension liability in the upcoming fiscal year. Other amounts reported as deferred outflows of resources and deferred inflows of resources related to pensions will be recognized in pension expense as follows:

Year ended December 31,	Deferred Outflows (Inflows) of Resources
2022	\$ (56,895)
2023	(109,403)
2024	(94,714)
2025	(65,060)
2026	-
Thereafter	\$ -

Noncontributory System Pension Expense, and Deferred Outflows and Inflow of Resources

For the year ended December 31, 2022, we recognized pension expense of \$36,648.

**ROY WATER CONSERVANCY DISTRICT
NOTES TO BASIC FINANCIAL STATEMENTS
DECEMBER 31, 2022**

8. RETIREMENT SYSTEM (CONTINUED)

At December 31, 2022, we reported deferred outflows of resources and deferred inflows of resources relating to pension from the following:

	Deferred Outflows of Resources	Deferred Inflows of Resources
Differences between expected and actual experience	\$ 30,462	\$ -
Changes in assumptions	27,296	1,877
Net difference between projected and actual earnings on pension plan investments	-	391,571
Changes in proportion and differences between contributions and proportionate share of contributions	9,617	-
Contributions subsequent to the measurement date	90,851	-
Total	\$ 158,226	\$ 393,448

\$90,851 reported as deferred outflows of resources related to pension results from contributions made by us prior to our fiscal year end, but subsequent to the measurement date of December 21, 2021.

These contributions were recognized as a reduction of the net pension liability in the upcoming fiscal year. Other amounts reported as deferred outflows of resources and deferred inflows of resources related to pensions, will be recognized in pension expense as follows:

Year ended December 31,	Deferred Outflows (Inflows) of Resources
2022	\$ (56,895)
2023	(109,403)
2024	(94,714)
2025	(65,060)
2026	-
Thereafter	\$ -

Tier 2 Public Employees System Pension Expense, and Deferred Outflows and Inflows of Resources

For the year ended December 31, 2022, we recognized pension expense of \$0.

**ROY WATER CONSERVANCY DISTRICT
NOTES TO BASIC FINANCIAL STATEMENTS
DECEMBER 31, 2022**

8. RETIREMENT SYSTEM (CONTINUED)

At December 31, 2022, we reported deferred outflows of resources and deferred inflows of resources relating to pensions for the following:

	Deferred Outflows of Resources	Deferred Inflows of Resources
Differences between expected and actual experience	\$ -	\$ -
Changes in assumptions	-	-
Net difference between projected and actual earnings on pension plan investments	-	-
Changes in proportion and differences between contributions and proportionate share of contributions	-	-
Contributions subsequent to the measurement date	9,859	-
Total	\$ 9,859	\$ -

\$9,859 reported as deferred outflows of resources related to pensions results from contributions made by us prior to our fiscal year end, but subsequent to the measurement date of December 31, 2021.

These contributions will be recognized as a reduction of the net pension liability in the upcoming fiscal year. Other amounts reported as deferred outflows of resources and deferred inflows of resources related to pensions, will be recognized in pension expense as follows:

Year ended December 31,	Deferred Outflows (Inflows) of Resources
2022	\$ -
2023	-
2024	-
2025	-
2026	-
Thereafter	-

Actuarial assumptions:

The total pension liability in the December 31, 2021 actuarial valuation was determined using the following actuarial assumptions, applied to all periods included in the measurement:

Inflation	2.50 percent	
Salary increases	3.25 – 9.25 percent, average, including inflation	
Investment rate of return	6.85 percent, net of pension plan investment expense, including inflation	

Mortality rates were adopted from an actuarial experience study date January 1, 2020. The retired mortality tables are developed using URS retiree experience and are based upon gender, occupation, and age as appropriate with projected improvement using 80% of the ultimate rates from the MP-2019 improvement assumption using a base year of 2020. The mortality assumption for active members is the PUB-2010 Employees Mortality Table for public employees, teachers and public safety members, respectively.

**ROY WATER CONSERVANCY DISTRICT
NOTES TO BASIC FINANCIAL STATEMENTS
DECEMBER 31, 2022**

8. RETIREMENT SYSTEM (CONTINUED)

The actuarial assumptions used in the January 1, 2021 valuation were based on the results of an actuarial experience study for the five-year period ending December 31, 2019.

The long-term expected rate of return on pension plan investments was determined using a building-block method in which best-estimate ranges of expected future real rates of return (expected returns, net of pension plan investment expense and inflation) are developed for each major asset class and is applied consistently to each defined benefit pension plan. These ranges are combined to produce the long-term expected rate of return by weighting the expected future real rates of return by the target asset allocation percentage and by adding expected inflation.

The target allocation and best estimates of arithmetic real rates of return for each major asset class are summarized in the following table:

	Expected Return Arithmetic Basis		
Asset Class	Target Asset Allocation	Real Return Arithmetic Basis	Long-term Expected Portfolio Real Rate of Return
Equity Securities	37%	6.58%	2.43%
Debt Securities	20%	(0.28%)	(0.06%)
Real Assets	15%	5.77%	0.87%
Private Equity	12%	9.85%	1.18%
Absolute Return	16%	2.91%	0.44%
Cash and Cash Equivalents	0%	(1.01%)	0.00%
Totals	100%		4.89%
	Inflation		2.50%
	Expected arithmetic nominal return		7.39%

The 6.85% assumed investment rate of return is comprised of an inflation rate of 2.50%, a real return of 4.35% that is net of investment expense.

Discount Rate:

The discount rate used to measure the total pension liability was 6.85 percent. The projection of cash flows used to determine the discount rate assumed that employee contributions will be made at the current contribution rate and that contributions from all participating employers will be made at contractually required rates that are actuarially determined and certified by the URS Board. Based on those assumptions, the pension plan's fiduciary net position was projected to be available to make all projected future benefit payments of current active and inactive employees. Therefore, the long-term expected rate of return on pension plan investments was applied to all periods of projected benefit payments to determine the total pension liability. The discount rate does not use the Municipal Bond Index Rate. The discount rate reduced from 6.95% to 6.85% from the prior measurement date.

**ROY WATER CONSERVANCY DISTRICT
NOTES TO BASIC FINANCIAL STATEMENTS
DECEMBER 31, 2022**

8. RETIREMENT SYSTEM (CONTINUED)

Sensitivity of the Proportionate Share of the Net Pension Asset and Liability to Changes in the Discount Rate:

The following presents the proportionate share of the net pension liability calculated using the discount rate of 6.85 percent, as well as what the proportionate share of the net pension liability would be if it were calculated used a discount rate that is 1-percentage-point lower (5.85 percent) or 1-percentage-point higher (7.85 percent) than the current rate:

<u>System</u>	1% Decrease (5.85%)	Discount Rate (6.85%)	1% Increase (7.85%)
Noncontributory System	\$ 156,391	\$ (290,836)	\$ (663,959)
Total	\$ 156,391	\$ (290,836)	\$ (663,959)

Defined Contributions Savings Plans

The Defined Contribution Savings Plans are administered by the Utah Retirement Systems Board and are generally supplemental plans to the basic retirement benefits of the Retirement Systems, but may also be used as a primary retirement plan. These plans are voluntary tax-advantaged retirement savings programs authorized under sections 401(k), 457(b) and 408 of the Internal Revenue Code. Detailed information regarding plan provisions is available in the separately issued URS financial report.

Roy Water Conservancy District participates in the following Defined Contribution Savings Plans with Utah Retirement Systems:

- 401(k) Plan
- 457(b) Plan

Employee and employer contributions to the Utah Retirement Defined Contribution Savings Plans for fiscal year ended December 31, were as follows:

<u>401(k) Plan</u>	<u>2022</u>	<u>2021</u>	<u>2020</u>
Employer Contributions	\$ 35,099	\$ 9,520	\$ 28,814
Employee Contributions	24,268	22,996	10,909
<u>457 Plan</u>			
Employer Contributions	-	-	-
Employee Contributions	3,953	6,317	3,647

**ROY WATER CONSERVANCY DISTRICT
NOTES TO BASIC FINANCIAL STATEMENTS
DECEMBER 31, 2022**

9. LEASE CONTRACTS AS LESSORS

The District has entered into various lease contracts to cellular companies for the lease of easements, and cellular sites. The land and easements that have been leased are minimal in amount to the financial statements and capital asset balances.

The future minimum rentals on non-cancellable leases in the aggregate and for each of the next five years are as follows:

For the Year Ended December 31,			
2023	\$	53,316	
2024		54,493	
2025		55,718	
	\$	<u>163,527</u>	

10. CONCENTRATION OF SUPPLY

The District receives the majority of its secondary water from the Davis & Weber Counties Canal Company. The District still must pay water assessments to the Canal Company. In 2022, the District paid \$393,900 to the Canal Company. This cost represents 18% of the District's operating expenses.

11. CHANGE IN ACCOUNTING PRINCIPLE

For 2022, Roy Water Conservancy District implemented Governmental Accounting Standards Board (GASB) Statement No. 87, Leases. GASB Statement No. 87 enhances the relevance and consistency of information of the government's leasing activities. It establishes requirements for lease accounting based on the principle that leases are financings of the right to use an underlying asset. A lessee is required to recognize a lease liability and an intangible right to use lease asset, and a lessor is required to recognize a lease receivable and a deferred inflow of resources. The effect of these changes has not had a significant impact on the District's financial statements, or beginning net position. Therefore, a restatement was not caused by the implementation of this principle.

12. OTHER MATTERS

The District was awarded a \$10,000,000 reimbursement grant from the State of Utah Department of Natural Resources as of October 25, 2022. The District has until December 31, 2026 to spend these funds. As of December 31, 2022 the district had spent \$25,461 of those funds.

13. DATE OF MANAGEMENT'S REVIEW

Management has reviewed the events and transactions which occurred through the date of the auditor's report, which is the date the financial statements were available to be issued. No items have been identified for disclosure as subsequent events.

**REQUIRED SUPPLEMENTARY
INFORMATION**

ROY WATER CONSERVANCY DISTRICT
SCHEDULE OF THE PROPORTIONATE SHARE OF THE NET PENSION LIABILITY
UTAH RETIREMENT SYSTEMS
DECEMBER 31, 2022
with a measurement date of December 31, 2021
Last 10 fiscal years*

		<u>Noncontributory System</u>
Proportion of the net pension liability (asset)	2022	0.0507823%
	2021	0.0502347%
	2020	0.0457168%
	2019	0.0456437%
	2018	0.0452349%
	2017	0.0437049%
	2016	0.0452882%
	2015	0.0431551%
Proportion share of the net pension liability (asset)	2022 \$	(290,836)
	2021 \$	25,768
	2020 \$	172,301
	2019 \$	336,108
	2018 \$	198,188
	2017 \$	280,639
	2016 \$	256,263
	2015 \$	187,390
Covered employee payroll	2022 \$	465,656
	2021 \$	448,260
	2020 \$	398,578
	2019 \$	389,602
	2018 \$	377,953
	2017 \$	363,351
	2016 \$	363,501
	2015 \$	339,970
Proportionate share of the net pension liability (asset) as a percentage of its covered-employee payroll	2022	-62.46%
	2021	5.75%
	2020	43.23%
	2019	86.27%
	2018	52.44%
	2017	77.24%
	2016	70.50%
	2015	55.12%

See accompanying notes to required supplementary information

ROY WATER CONSERVANCY DISTRICT
SCHEDULE OF THE PROPORTIONATE SHARE OF THE NET PENSION LIABILITY
UTAH RETIREMENT SYSTEMS
DECEMBER 31, 2022
with a measurement date of December 31, 2021
Last 10 fiscal years*

Plan fiduciary net position as a percentage of the total pension liability	2022	108.7%
	2021	99.2%
	2020	93.7%
	2019	87.0%
	2018	91.9%
	2017	87.3%
	2016	87.8%
	2015	90.2%

* In accordance with paragraph 81.a of GASB 68, employers will need to disclose a 10-year history of their proportionate share of the Net Pension Liability (Asset) in their RSI. The 10-year schedule will need to be built prospectively. The schedule above is only for the last five years.

See accompanying notes to required supplementary information

**ROY WATER CONSERVANCY DISTRICT
SCHEDULE OF CONTRIBUTIONS
UTAH RETIREMENT SYSTEMS
DECEMBER 31, 2022
with a measurement date of December 31, 2021
Last 10 fiscal years***

	As of Fiscal year ended December 31,	Actuarial Determined Contributions	Contributions in relation to the contractually required contribution	Contribution deficiency (excess)	Covered employee payroll	Contributions as a percentage of covered employee payroll
Noncontributory System	2014	\$ 60,332	\$ 60,332	\$ -	\$ 339,970	17.75%
	2015	66,411	66,411	-	363,501	18.27%
	2016	66,411	66,411	-	363,351	18.28%
	2017	69,108	69,108	-	377,953	18.28%
	2018	71,259	71,259	-	389,602	18.29%
	2019	73,321	73,321	-	398,578	18.40%
	2020	82,794	82,794	-	448,260	18.47%
	2021	86,007	86,007	-	465,656	18.47%
	2022	90,851	90,851	-	503,298	18.05%
Tier 2 Public Employees DC Only System*	2014	\$ 7,620	\$ 7,620	\$ -	\$ 122,911	6.20%
	2015	8,210	8,210	-	122,489	6.70%
	2016	8,298	8,298	-	124,038	6.69%
	2017	8,540	8,540	-	127,661	6.69%
	2018	8,737	8,737	-	130,598	6.69%
	2019	9,156	9,156	-	136,866	6.69%
	2020	9,561	9,561	-	142,909	6.69%
	2021	9,655	9,655	-	144,328	6.69%
	2022	9,859	9,859	-	153,230	6.43%

* Contributions in Tier 2 include an amortization rate to help fund the unfunded liabilities in the Tier 1 System.
Tier 2 systems were created effective July 1, 2011

Paragraph 81.b of GASB 68 requires employers to disclose a 10-year history of contributions in RSI. Contributions as a percentage of covered-payroll may be different than the board certified rate due to rounding and other administrative issues.

See accompanying notes to required supplementary information

ROY WATER CONSERVANCY DISTRICT
NOTES TO THE REQUIRED SUPPLEMENTARY INFORMATION
UTAH RETIREMENT SYSTEMS
DECEMBER 31, 2022

Changes in Assumptions:

The investment return assumption was decreased by 0.10% to 6.85% for use in the January 1, 2021 actuarial valuation. This assumption change was based on analysis performed by the actuary and adopted by the Utah State Retirement Board. In aggregate, this assumption change resulted in a \$509 million increase in the Total Pension Liability, which is about 1.3% of the Total Pension Liability as of December 31, 2020 for all system combined. The demographic assumptions were reviewed and updated in the January 1, 2020 actuarial valuation and are currently scheduled to be reviewed in the year 2023.

AUDITORS' REPORTS



**INDEPENDENT AUDITOR’S REPORT ON INTERNAL CONTROL OVER FINANCIAL REPORTING
AND ON COMPLIANCE AND OTHER MATTERS BASED ON AN AUDIT OF FINANCIAL
STATEMENTS PERFORMED IN ACCORDANCE WITH *GOVERNMENT AUDITING STANDARDS***

To the Board of Trustees and Management of
Roy Water Conservancy District

We have audited, in accordance with the auditing standards generally accepted in the United States of America and the standards applicable to financial audits contained in *Government Auditing Standards* issued by the Comptroller General of the United States, the financial statements of the business-type activities of Roy Water Conservancy District, as of and for the year ended December 31, 2022, and the related notes to the financial statements, which collectively comprise Roy Water Conservancy District’s basic financial statements, and have issued our report thereon dated June 8, 2023.

Report on Internal Control over Financial Reporting

In planning and performing our audit of the financial statements, we considered Roy Water Conservancy District’s internal control over financial reporting (internal control) as a basis for designing audit procedures that are appropriate in the circumstances for the purpose of expressing our opinions on the financial statements, but not for the purpose of expressing an opinion on the effectiveness of Roy Water Conservancy District’s internal control. Accordingly, we do not express an opinion on the effectiveness of Roy Water Conservancy District’s internal control.

A deficiency in internal control exists when the design or operation of a control does not allow management or employees, in the normal course of performing their assigned functions, to prevent, or detect and correct, misstatements, on a timely basis. *A material weakness* is a deficiency, or a combination of deficiencies, in internal control, such that there is a reasonable possibility that a material misstatement of the entity’s financial statements will not be prevented, or detected and corrected, on a timely basis. *A significant deficiency* is a deficiency, or a combination of deficiencies, in internal control that is less severe than a material weakness, yet important enough to merit attention by those charged with governance.

Our consideration of internal control was for the limited purpose described in the first paragraph of this section and was not designed to identify all deficiencies in internal control that might be material weaknesses or, significant deficiencies. Given these limitations, during our audit we did not identify any deficiencies in internal control that we consider to be material weaknesses. However, material weaknesses or significant deficiencies may exist that were not identified.

Report on Compliance and Other Matters

As part of obtaining reasonable assurance about whether Roy Water Conservancy District’s financial statements are free from material misstatement, we performed tests of its compliance with certain provisions of laws, regulations, contracts, and grant agreements, noncompliance with which could have a direct and material effect on the financial statements. However, providing an opinion on compliance with those provisions was not an objective of our audit, and accordingly, we do not express such an opinion. The results of our tests disclosed no instances of noncompliance or other matters that are required to be reported under *Government Auditing Standards*. We noted other matters that were reported to management of the District in a separate letter dated June 8, 2023.

Purpose of this Report

The purpose of this report is solely to describe the scope of our testing of internal control and compliance and the results of that testing, and not to provide an opinion on the effectiveness of the entity's internal control or on compliance. This report is an integral part of an audit performed in accordance with *Government Auditing Standards* in considering the entity's internal control and compliance. Accordingly, this communication is not suitable for any other purpose.

Child Richards CPAs & Advisors

Ogden, Utah
June 8, 2023



**INDEPENDENT AUDITOR’S REPORT ON COMPLIANCE AND
REPORT ON INTERNAL CONTROL OVER COMPLIANCE
AS REQUIRED BY THE *STATE COMPLIANCE AUDIT GUIDE***

To the Board of Directors and Management of
Roy Water Conservancy District

Report On Compliance

We have audited Roy Water Conservancy District’s compliance with the applicable state compliance requirements described in the *State Compliance Audit Guide*, issued by the Office of the State Auditor, that could for the year ended December 31, 2022.

State compliance requirements were tested for the year ended December 31, 2022 in the following areas:

- Budgetary Compliance
- Fraud Risk Assessment
- Cash Management
- Impact Fees
- Special & Local Service Direct Board Members

Management’s Responsibility

Management is responsible for compliance with the state requirements referred to above.

Auditor’s Responsibility

Our responsibility is to express an opinion on Roy Water Conservancy District’s compliance based on our audit of the state compliance requirements referred to above. We conducted our audit of compliance in accordance with auditing standards generally accepted in the United States of America; the standards applicable to financial audits contained in *Government Auditing Standards* issued by the Comptroller General of the United States; and the *State Compliance Audit Guide*. Those standards and the *State Compliance Audit Guide* require that we plan and perform the audit to obtain reasonable assurance about whether noncompliance with the state compliance requirements referred to above that could have a direct and material effect on a state compliance requirement occurred. An audit includes examining, on a test basis, evidence about Roy Water Conservancy District’s compliance with those requirements and performing such other procedures as we considered necessary in the circumstances.

We believe that our audit provides a reasonable basis for our opinion on compliance for each state compliance requirement referred to above. However, our audit does not provide a legal determination of Roy Water Conservancy District’s compliance with those requirements.

In our opinion, Roy Water Conservancy District complied, in all material respects, with the state compliance requirements referred to above for the year ended December 31, 2022.

Opinion on Compliance

Report On Internal Control Over Compliance

Management of Roy Water Conservancy District is responsible for establishing and maintaining effective internal control over compliance with the state compliance requirements referred to above. In planning and performing our audit of compliance, we considered Roy Water Conservancy District's internal control over compliance with the state compliance requirements referred to above to determine the audit procedures that are appropriate in the circumstances for the purpose of expressing an opinion on compliance with those state compliance requirements and to test and report on internal control over compliance in accordance with the *State Compliance Audit Guide*, but not for the purpose of expressing an opinion on the effectiveness of internal control over compliance. Accordingly, we do not express an opinion on the effectiveness of Roy Water Conservancy District's internal control over compliance.

A deficiency in internal control over compliance exists when the design or operation of a control over compliance does not allow management or employees, in the normal course of performing their assigned functions, to prevent or to detect and correct noncompliance with a state compliance requirement on a timely basis. *A material weakness in internal control over compliance* is a deficiency, or combination of deficiencies, in internal control over compliance, such that there is a reasonable possibility that material noncompliance with a state compliance requirement will not be prevented or detected and corrected on a timely basis. *A significant deficiency in internal control over compliance* is a deficiency, or a combination of deficiencies, in internal control over compliance with a state compliance requirement that is less severe than a material weakness in internal control over compliance, yet important enough to merit attention by those charged with governance.

Our consideration of internal control over compliance was for the limited purpose described in the first paragraph of this section and was not designed to identify all deficiencies in internal control over compliance that might be material weaknesses or significant deficiencies. We did not identify any deficiencies in internal control over compliance that we consider to be material weaknesses. However, material weaknesses may exist that have not been identified.

The purpose of this report on internal control over compliance is solely to describe the scope of our testing of internal control and compliance and the results of that testing based on the requirements of the *State Compliance Audit Guide*. Accordingly, this report is not suitable for any other purpose.

Child, Richards CPAs & Advisors

Ogden, Utah
June 8, 2023

MEMORANDUM

TO: Board of Trustees

FROM: Rodney Banks, Manager

DATE: June 9, 2023

SUBJECT: **IV.C. Consideration of Final Payment for 2400 West 4200 South Main Line Replacement Project**

The District has received a request for a final payment from Braegger and Sons Inc. for the 2400 West 4200 South Main Line Replacement Project. The final payment is in the amount of \$13,255.95. The items being requested for payment have been verified as installed.

A suggested motion for approval would be, “I move that we approve a Final Payment for the 2400 West 4200 South Main Line Replacement Project in the amount of \$13,255.95 to Braegger and Sons Inc.”

MEMORANDUM

TO: Board of Trustees

FROM: Rodney Banks, Manager

DATE: June 9, 2023

SUBJECT: **IV.D. Consideration of Progress Payment for Secondary Water Metering Project Phase 4**

The District has received a request for a progress payment from Leon Poulsen Construction for the Secondary Water Metering Project Phase 4. The progress payment is in the amount of \$91,162.00. The items being requested for payment have been verified as installed.

A suggested motion for approval would be, “I move that we approve a Progress Payment for the Secondary Water Metering Project Phase 4 in the amount of \$91,162.00 to Leon Poulsen Construction.”

MEMORANDUM

TO: Board of Trustees

FROM: Rodney Banks, Manager

DATE: June 14, 2023

SUBJECT: **IV.E. Consideration of Sand Ridge Constructors Agreement**

The District received a proposed agreement from Sand Ridge Constructors who is the company doing the work for UDOT on 5600 South. The agreement has been reviewed by Brent Rose and subsequently reviewed by Sand Ridge Constructors. The agreement has a lump sum payment to the District for the use of the District's GPS Base Pole for a specific period of time. If Sand Ridge Constructors goes beyond this period of time, the agreement has a price escalation clause for any further time period required for use of the GPS Base Pole.

A suggested motion for approval would be, "I move that we approve the Sand Ridge Constructors Agreement and authorize the District's General Manager to sign the agreement."

MEMORANDUM

TO: Board of Trustees

FROM: Rodney Banks, Manager

DATE: June 12, 2022

SUBJECT: **IV.F. Consideration of 2023 Certified Tax Rate**

The 2023 certified tax rate has been published by Weber County as 0.000046 which will result in approximately \$142,000 in ad valorem tax revenue. It is recommended the Board of Trustees approve the 2023 Certified Tax Rate.

A suggested motion would be, “I move that we approve the 2023 Certified Tax Rate.”

MEMORANDUM

TO: Board of Trustees

FROM: Rodney Banks, Manager

DATE: June 14, 2023

SUBJECT: **V.C. Manager and Trustees Reports**


The following is a reminder of upcoming meetings and events:

Board Meeting – June 14, 2023, at 5:00 p.m.
Summer BBQ – June 29th, 2023, at 6:00 p.m.
Board Meeting – July 12, 2023, at 5:00 p.m.
Board Meeting – August 9, 2023, at 5:00 p.m.
Board Meeting – September 13, 2023, at 5:00 p.m.
UWUA Summit – September 26, 2023, at 8:30 a.m. Layton, UT
Board Meeting – October 11, 2023, at 5:00 p.m.
UASD Annual Convention – November 8-10, 2023, Layton, UT
Board Meeting – November 15, 2023, at 5:00 p.m.
Board Meeting – December 13, 2023, at 5:00 p.m.
Public Hearing for Allotment of Water – December 13, 2023, at 6:00 p.m.
Public Hearing for Budget – December 13, 2023, at 6:00 p.m.

As of June 13th, East Canyon is 101% full, which means it is full and spilling, Echo Reservoir is 98% full, and the Weber River basin water year-to-date precipitation is 140% of median. Currently almost 61% of the state of Utah is in abnormally dry to severe drought condition. As of April 11, 2023, the District's boundaries were moved to the no drought category.

INTERNAL AUDIT REPORT

JUNE 13, 2023
(MAY 31, 2023, STATEMENTS)



- | YES | No | |
|-------------------------------------|--------------------------|--|
| <input checked="" type="checkbox"/> | <input type="checkbox"/> | 1. Obtain bank statements unopened. |
| <input checked="" type="checkbox"/> | <input type="checkbox"/> | 2. Review checks for unusual payees. |
| <input checked="" type="checkbox"/> | <input type="checkbox"/> | 3. Review signatures on checks for authenticity. |
| <input checked="" type="checkbox"/> | <input type="checkbox"/> | 4. Review any cash transfers or large debit memos for property. |
| <input checked="" type="checkbox"/> | <input type="checkbox"/> | 5. Question any large or unusual checks that you do not remember discussing or approving. |
| <input checked="" type="checkbox"/> | <input type="checkbox"/> | 6. Summarize your questions. |
| <input checked="" type="checkbox"/> | <input type="checkbox"/> | 7. Distribute the report to board members, Child Richards CPAs & Advisors, Rodney Banks, and Linda Toupin. |
| <input checked="" type="checkbox"/> | <input type="checkbox"/> | 8. Obtain replies to questions from Rodney Banks and distribute with the report. |

COMMENTS: _____


Bank of Utah

1. Account No. ****0122: _____
2. Account No. ****1928: _____
3. Account No. ****0846: _____

PTIF

4. Account No. ****1141: _____
5. Account No. ****2340: _____
6. Account No. ****6249: _____

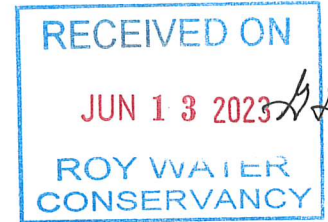
I have completed the above procedures for the month of June 13, 2023 (May 31, 2023 Statements).



Gary L. Newman, Vice-Chair

ZION BANK PURCHASE CARDS
INTERNAL AUDIT REPORT

June 13, 2023
(MAY 31, 2023 STATEMENTS)

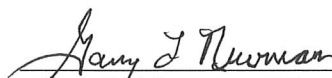


- | YES | NO | |
|-------------------------------------|--------------------------|--|
| <input checked="" type="checkbox"/> | <input type="checkbox"/> | 1. Obtain purchase card statements. |
| <input checked="" type="checkbox"/> | <input type="checkbox"/> | 2. Review statements for unusual charges. |
| <input checked="" type="checkbox"/> | <input type="checkbox"/> | 3. Review receipts for charges. |
| <input checked="" type="checkbox"/> | <input type="checkbox"/> | 4. Question any large or unusual charges not previously discussed or approved during board meeting. |
| <input checked="" type="checkbox"/> | <input type="checkbox"/> | 5. Summarize your questions. |
| <input checked="" type="checkbox"/> | <input type="checkbox"/> | 6. Distribute the report to board members, Child Richards CPAs & Advisors, Rodney Banks, and Linda Toupin. |
| <input checked="" type="checkbox"/> | <input type="checkbox"/> | 7. Obtain replies to questions from Rodney Banks and distribute with the report. |

COMMENTS: _____

1. Zions Bank Control Account: _____
2. Purchase Card - Ohlin: _____
3. Purchase Card – Newman: _____
4. Purchase Card - Adams: _____
5. Purchase Card – Ritchie: _____
6. Purchase Card – Zito: _____
7. Purchase Card - Banks: _____
8. Purchase Card - Durbano: _____
9. Purchase Card - Thurgood: _____
10. Purchase Card – Doxey: _____
11. Purchase Card - Sandberg: _____
12. Purchase Card - Toupin: _____
13. Purchase Card - Harris: _____

I have completed the above procedures for the month of June 13, 2023 (May 31, 2023 Statements).



Gary L. Newman, Vice-Chair

FINANCIAL REPORT

• JUNE 2023 •

GENERAL FUND

PREVIOUS MONTH

	<u>2023</u>	<u>2022</u>	<u>2021</u>
Balance as of May 1	\$ 477,573.56	\$ 137,265.35	\$ 233,194.97
Deposits	\$ 686,384.56	\$ 115,540.06	\$ 173,166.32
Interest on checking	\$ 2,426.85	\$ 75.42	\$ 76.63
Withdrawals	\$ 537,085.28	\$ 134,100.32	\$ 200,853.98
Balance	\$ 629,299.69	\$ 118,780.51	\$ 205,583.94

TO DATE

Balance as of June 1	\$ 629,299.69	\$ 118,780.51	\$ 205,583.94
Deposits	\$ 350,627.67	\$ 384,953.28	\$ 10,782.28
Withdrawals	\$ 311,656.27	\$ 325,469.35	\$ 57,014.35
Balance	\$ 668,271.09	\$ 178,264.44	\$ 159,351.87

CAPITAL FACILITIES FUND

	<u>2023</u>	<u>2022</u>	<u>2021</u>
Balance as of May 1	\$ 126,472.16	\$ 123,324.64	\$ 232,977.23
Deposits	\$ -	\$ -	\$ -
Interest on checking	\$ 556.10	\$ 62.61	\$ 74.86
Withdrawals	\$ -	\$ -	\$ 4,488.51
Balance	\$ 127,028.26	\$ 123,387.25	\$ 228,563.58

TO DATE

Balance as of June 1	\$ 127,028.26	\$ 123,387.25	\$ 228,563.58
Deposits	\$ -	\$ -	\$ -
Withdrawals	\$ -	\$ -	\$ 106,451.01
Balance	\$ 127,028.26	\$ 123,387.25	\$ 122,112.57

WEBER BASIN FUND

	<u>2023</u>	<u>2022</u>	<u>2021</u>
Balance as of June 1	\$ 695,654.22	\$ 568,929.98	\$ 462,261.43

CONNECTIONS

	<u>2023</u>	<u>2022</u>	<u>2021</u>
Connections made during the previous month (May)	4	3	5
Total connections made during the current year	14	9	18
Total active connections	10,825	10,805	10,788

SHARES

	<u>2023</u>	<u>2022</u>	<u>2021</u>
Shares of D&WCCC Water Stock to date:	1,515.0	1,512.5	1,512.5
Shares of D&WCCC Water Stock leased to date:	144.0	144.0	144.0
Shares of Wilson Irrigation Water Stock to date:	21.5	21.5	20.5

UTAH PUBLIC TREASURER'S INVESTMENT FUND

· OPERATIONS & MAINTENANCE ACCOUNT ·

	<u>2023</u>	<u>RATE</u>	<u>DATE</u>
Balance as of May 1	\$ 3,519,135.58	5.0620%	Ongoing-Flexible
Deposits (by Weber County)	\$ 9,436.06		
Interest	\$ 15,156.65		
Withdrawals (by wire)	\$ 978.08		
Balance	\$ 3,542,750.21		

· METER FUND ACCOUNT ·

Balance	\$ 610,713.38	5.0620%	Ongoing-Flexible
---------	---------------	---------	------------------

· BOND PROCEEDS METERING PROJECT ACCOUNT ·

	<u>2023</u>	<u>RATE</u>	<u>DATE</u>
Balance as of May 1	\$ 2,930,589.97	5.0620%	Ongoing-Flexible
Deposits	\$ -		
Interest on checking	\$ 12,579.19		
Withdrawals	\$ 72,582.49		
Balance	\$ 2,870,586.67		

3:06 PM
06/14/23

ROY WATER CONSERVANCY DISTRICT
O&M Checks

June 14, 2023
Name

Amount

Jun 14, 23

Num	Name	Amount
20489	Chad Zito	-\$275.00
20490	Gary L. Newman	-\$200.00
20491	Gary S. Adams	-\$275.00
20492	Jon S. Ritchie	-\$200.00
20493	Mark W. Ohlin	-\$275.00
20494	Ace Recycling & Disposal	-\$138.66
20495	Bingham & Taylor Corp.	-\$11,473.00
20496	Blue Stakes of Utah	-\$1,099.80
20497	Braegger & Sons, Inc.	-\$13,255.95
20498	Buffalo Bros. Tire Outfitters, Inc.	-\$15.00
20499	Cara Enterprises, Inc.	-\$290.00
20500	Comcast	-\$745.65
20501	Dominion Energy	-\$221.58
20502	Ewing Irrigation Products	-\$771.67
20503	Ferguson Waterworks	-\$23,072.00
20504	Ferguson Waterworks	-\$2,898.19
20505	Fuel Network	-\$2,306.64
20506	Home Depot	-\$89.88
20507	Intermountain Workmed	-\$104.00
20508	J. D. Young & Son Landscape	-\$2,965.00
20509	Jan-Pro of Utah	-\$215.00
20510	Jerry's Plumbing Specialties	-\$108.74
20511	Johnson Electric Motor	-\$3,146.00
20512	Leon Poulsen Construction Co.	-\$91,162.00
20513	Les Olson Company	-\$77.46
20514	Linde Gas & Equipment, Inc.	-\$170.10
20515	Mountainland Supply Company	-\$1,994.90
20516	Opticare Vision Services	-\$96.30
20517	PEHP Flex	-\$2,696.00
20518	PEHP Flex	-\$67.44
20519	PEHP Group Insurance	-\$12,448.26
20520	Riverdale City Corporation	-\$162.05
20521	Rocky Mountain Power	-\$30.09
20522	Rocky Mountain Power	-\$10.26
20523	Rocky Mountain Power	-\$34.37
20524	Sam's Club	-\$53.72
20525	South Fork Hardware - Roy	-\$72.97
20526	Standard-Examiner	-\$260.00
20527	The Data Center, LLC	-\$654.41
20528	Traffic Safety Rentals	-\$215.95
20529	Truly Nolen of America, Inc.	-\$190.00
20530	Verizon	-\$504.28
20531	O'Reilly Automotive	-\$305.68
20532	Wasatch Civil Engineering	-\$3,549.13
20533	Wasatch Civil Engineering	-\$100.00
20534	Wasatch Civil Engineering	-\$7,509.50
20535	Weber Basin Water Cons. District	-\$47,163.67
20536	Weber Basin Water Cons. District	-\$69,354.55
20537	WSP USA Inc.	-\$2,275.77
20538	Rodney D. Banks	-\$650.00
20539	Utah State Tax Commission	-\$2,977.00
20541	AFLAC	-\$176.65
20540	Clear Link IT, LLC	-\$2,552.00
	TOTAL	-\$311,656.27

Jun 14, 23